




# SAN ANTONIO



## 2021

THE ECONOMIC IMPACT OF

# SAN ANTONIO'S HOSPITALITY INDUSTRY

OVERALL ECONOMIC IMPACT OF  
WITH 31.7 MILLION VISITORS

# \$16.2 BILLION

12.4%

15.8%

17.4%

54.4%

ENTERTAINMENT

TRANSPORTATION

LODGING

RESTAURANT  
AND CATERING



A more detailed report can be found  
online at [VisitSanAntonio.com](http://VisitSanAntonio.com),  
[SAHLA.org](http://SAHLA.org), [SAVisitorAlliance.com](http://SAVisitorAlliance.com) or  
[TXRestaurant.org/SanAntonio](http://TXRestaurant.org/SanAntonio)

## CONTRIBUTIONS TO CITY OF SAN ANTONIO

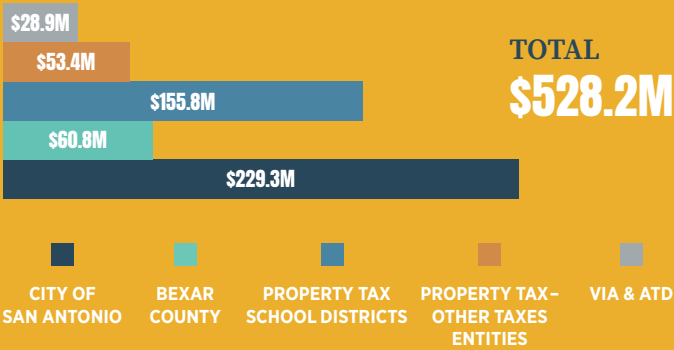
The Hospitality Industry is a major contributor of tax and other revenues to local governments.

CITY OF SAN ANTONIO

**\$229.3M**

HOTEL OCCUPANCY TAXES	....	\$72.3M
PROPERTY TAXES	....	\$67.1M
SALES TAXES	....	\$48.1M
OTHER REVENUE	....	\$28.5M
CPS RELATED REVENUE	....	\$13.3M

## REVENUE & FEES TO ALL LOCAL GOVERNMENT ENTITIES



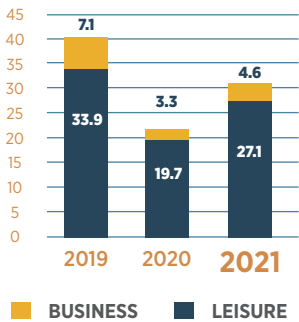
... **TOTAL EMPLOYMENT & PAYROLL** ...

**128,062**

**\$3.5B** ANNUAL PAYROLL

**1 OF 8** WORKERS IN S.A.

## SAN ANTONIO VISITORS (MILLIONS)



**31.7M VISITORS IN 2021**

DAY VISITORS **13.8M TOTAL**



OVERNIGHT VISITORS **17.9M TOTAL**



This study was prepared by Richard V. Butler, Ph.D., and Mary E. Stefl, Ph.D., Trinity University.

